

GZ1E21

Motor circuit breaker, Easy TeSys Power, GZ1E, AC-3, 3P, 17..23A, thermal magnetic trip



Main

Range	Easy TeSys
Range of product	Easy TeSys Power
Product or component type	Circuit breaker
Device short name	GZ1E
Device application	Motor
Trip unit technology	Thermal-magnetic
Suitability for isolation	Yes conforming to IEC 60947-1 appendix 7.1.6
Colour	Grey (RAL 7011)

Complementary

Poles description	3P
Network type	AC
Utilisation category	AC-3
Network frequency	50/60 Hz conforming to IEC 60947-2
Mounting mode	By clips By screws
Mounting support	Rail
Mounting position	Any position
Motor power kW	5.5 kW at 230 V AC 50/60 Hz 9 kW at 400 V AC 50/60 Hz 11 kW at 440 V AC 50/60 Hz 11 kW at 500 V AC 50/60 Hz 18.5 kW at 690 V AC 50/60 Hz
Breaking capacity	Icu: 2 kA at 690 V AC 50/60 Hz conforming to IEC 60947-2 Icu: 10 kA at 400/415 V AC 50/60 Hz conforming to IEC 60947-2 Icu: 30 kA at 230/240 V AC 50/60 Hz conforming to IEC 60947-2 Icu: 5 kA at 440 V AC 50/60 Hz conforming to IEC 60947-2 Icu: 3 kA at 500 V AC 50/60 Hz conforming to IEC 60947-2
[Ics] rated service short-circuit breaking capacity	100 % at 230/240 V AC 50/60 Hz conforming to IEC 60947-2 75 % at 690 V AC 50/60 Hz conforming to IEC 60947-2 50 % at 440 V AC 50/60 Hz conforming to IEC 60947-2 75 % at 500 V AC 50/60 Hz conforming to IEC 60947-2 40 % at 400/415 V AC 50/60 Hz conforming to IEC 60947-2
Control type	Push-button
Thermal protection adjustment range	17...23 A
Magnetic tripping current	327 A
[Ue] rated operational voltage	690 V AC 50/60 Hz conforming to IEC 60947-2
[Ui] rated insulation voltage	690 V AC 50/60 Hz conforming to IEC 60947-2
[Uimp] rated impulse withstand voltage	6 kV conforming to IEC 60947-2
Power dissipation	2.5 W (per pole)
Mechanical durability	100000 cycles
Electrical durability	100000 cycles for AC-3
Maximum operating rate	25 cyc/h

The information provided in this documentation contains general descriptions and/or technical characteristics of the performance of the products contained herein. This documentation is not intended as a substitute for and is not to be used for determining suitability or reliability of these products for specific user applications. It is the duty of any such user or integrator to perform the appropriate and complete risk analysis, evaluation and testing of the products with respect to the relevant specific application or use thereof. Neither Schneider Electric Industries SAS nor any of its affiliates or subsidiaries shall be responsible or liable for misuse of the information contained herein.

Connections - terminals	Screw clamp terminals 2 1...6 mm ² - cable stiffness: solid Screw clamp terminals 2 1.5...6 mm ² - cable stiffness: flexible without cable end Screw clamp terminals 2 1...4 mm ² - cable stiffness: flexible with cable end
Height	89 mm
Width	44.5 mm
Depth	78 mm
Net weight	0.26 kg





Environment

Standards	IEC 60947-4 IEC 60947-2
Protective treatment	TH
IP degree of protection	IP20 conforming to IEC 60529
Ambient air temperature for operation	-20...60 °C
Ambient air temperature for storage	-40...80 °C
Fire resistance	960 °C conforming to IEC 60695-2-1
Operating altitude	2000 m

Packing Units

Unit Type of Package 1	PCE
Number of Units in Package 1	1
Package 1 Height	8.4 cm
Package 1 Width	4.7 cm
Package 1 Length	9 cm
Package 1 Weight	277 g
Unit Type of Package 2	S02
Number of Units in Package 2	24
Package 2 Height	15 cm
Package 2 Width	30 cm
Package 2 Length	40 cm
Package 2 Weight	7.012 kg

Offer Sustainability

Sustainable offer status	Green Premium product
REACH Regulation	 REACH Declaration
EU RoHS Directive	Compliant with Exemptions
Mercury free	Yes
China RoHS Regulation	 China RoHS Declaration
RoHS exemption information	 Yes
Environmental Disclosure	 Product Environmental Profile
Circularity Profile	 End Of Life Information
WEEE	The product must be disposed on European Union markets following specific waste collection and never end up in rubbish bins